



TRANSFORMASI PROSES BISNIS LAYANAN MENUJU **PERTUMBUHAN** YANG **BERKELANJUTAN**

Transformation of the Service Business
Process towards Sustainable Growth

IKHTISAR DATA KEUANGAN PENTING

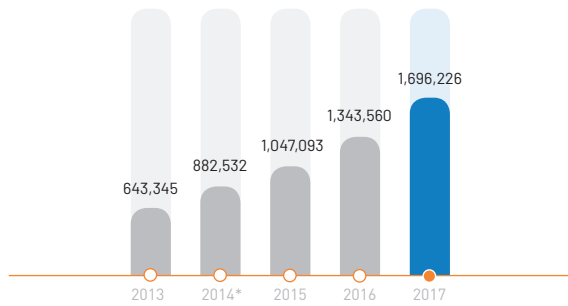
Financial Highlights

Juta Rp Million IDR

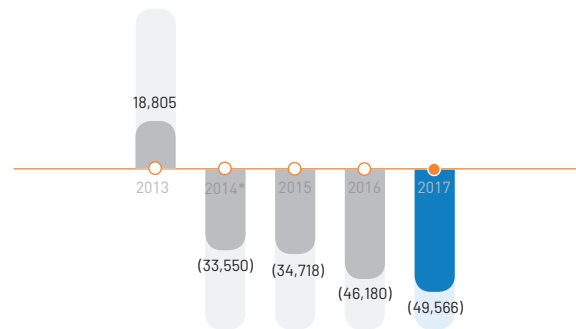
URAIAN DESCRIPTION	2013	2014*	2015	2016	2017
Posisi keuangan Financial Position					
Laba - Rugi Profit or Loss					
Pendapatan Usaha Operating Revenues	643,345	882,532	1,047,093	1,343,560	1,696,226
Beban Pokok Penjualan Cost of Sales	(604,025)	(817,914)	(907,881)	1,171,780)	(1,487,314)
Beban Usaha Operating Expense	18,805	(33,550)	(34,718)	(46,180)	(49,566)
Laba Sebelum Pajak Income Before Tax	58,125	31,068	104,494	125,600	159,346
Beban Pajak Tax Expense	(5,343)	(8,755)	(27,573)	(23,946)	(36,875)
Laba bersih Net Income	52,782	22,313	76,921	101,654	122,471
Aset Assets					
Aset Lancar Current Assets	249,107	284,128	383,322	484,557	637,767
Aset Tidak Lancar Non-Current Assets	54,637	71,646	75,035	64,121	80,726
Total Aset Total Assets	303,744	355,774	458,357	548,678	718,493
Ekuitas dan Liabilitas Equity and Liabilities					
Ekuitas Equity	158,390	164,927	247,072	407,544	538,629
Liabilitas Jangka Pendek Current Liabilities	51,856	55,538	63,639	62,655	89,129
Liabilitas Jangka Panjang Non-Current Liabilities	93,498	135,309	147,646	78,479	90,735
Total Ekuitas dan Liabilitas Total Equity and Liabilities	303,744	355,774	458,357	548,678	718,493
Rasio Keuangan Finance Ratio					
Rasio BPP BPP Ratio	93.89%	92.68%	86.70%	87.21%	87.68%
Rasio Operasi Operation Ratio	90.97%	96.48%	90.02%	90.65%	90.61%
Rasio Kas (Kali) Cash Ratio (times)	2.34	2.92	3.07	4.25	3.44
Rasio Lancar (Kali) Current Ratio (times)	4.80	5.12	6.02	7.73	7.16
DAR DAR	47.85%	53.64%	46.10%	25.72%	25.03%
DER DER	91.77%	115.72%	85.52%	34.63%	33.39%
Margin EBITDA EBITDA Margin	9.65%	3.82%	9.54%	8.92%	9.19%
Margin Operasi Operation Margin	2.36%	2.94%	9.70%	9.61%	9.41%
Margin Bersih Net Margin	8.20%	2.53%	7.35%	7.57%	7.22%
ROA ROA	17.38%	6.27%	16.78%	18.53%	17.05%
ROE ROE	33.32%	13.53%	31.13%	24.94%	22.74%
Umur Piutang (Hari) Collection Period (Day)	32	44	36	32	38

*Disajikan Kembali *Restated

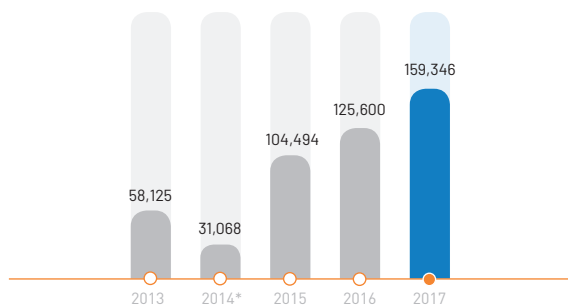
Pendapatan Usaha (Rp juta)
Operating Revenues



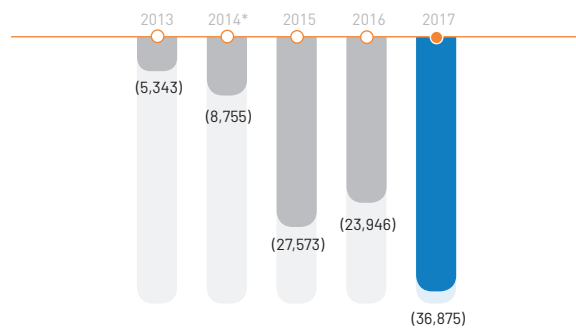
Beban Usaha (Rp juta)
Operating Expenses



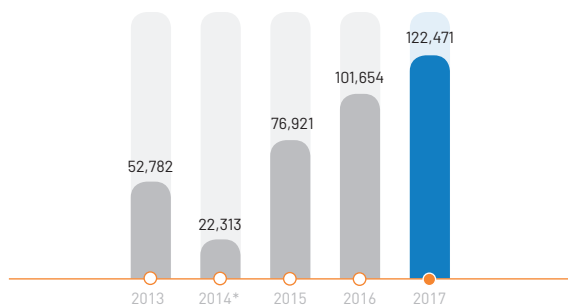
Laba Sebelum Pajak (Rp juta)
Income before Tax



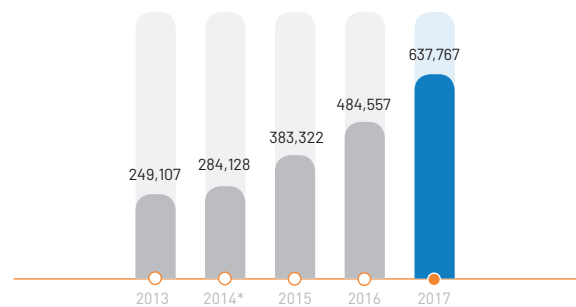
Beban Pajak (Rp juta)
Tax Expenses



Laba Bersih (Rp juta)
Net Income

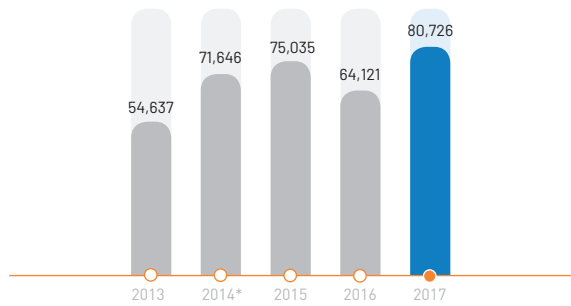


Aset Lancar (Rp juta)
Current Assets

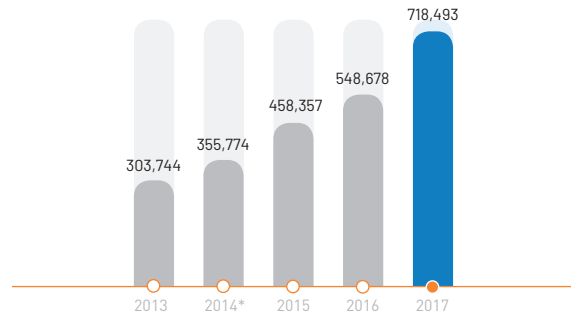


— IKHTISAR DATA KEUANGAN PENTING
Financial Highlights

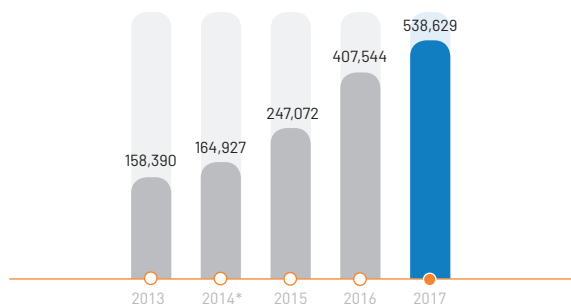
Aset Tidak Lancar (Rp juta)
Non-Current Assets



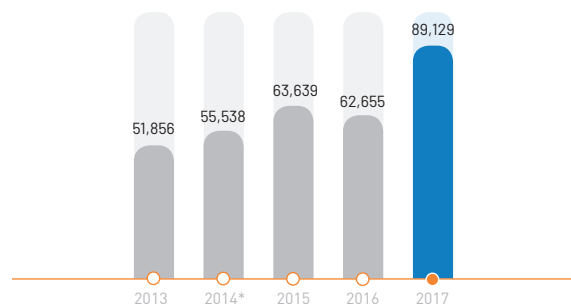
Total Aset (Rp juta)
Total Assets



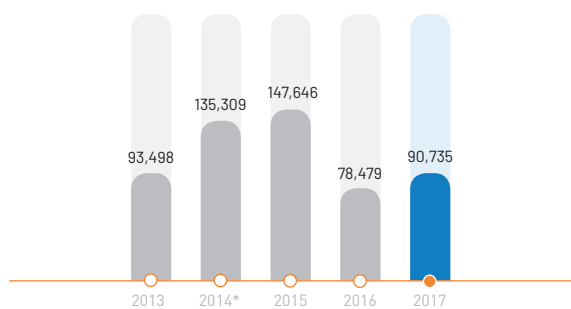
Ekuitas (Rp juta)
Equity (Rp million)



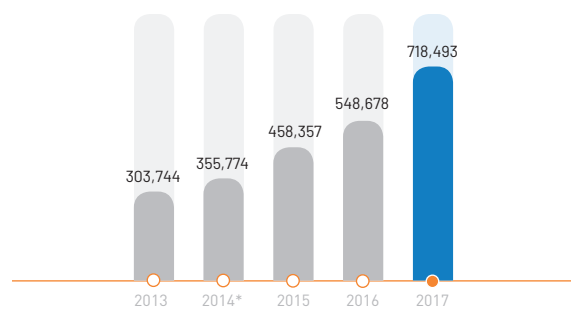
Liabilitas Jangka Pendek (Rp juta)
Current Liabilities (Rp million)



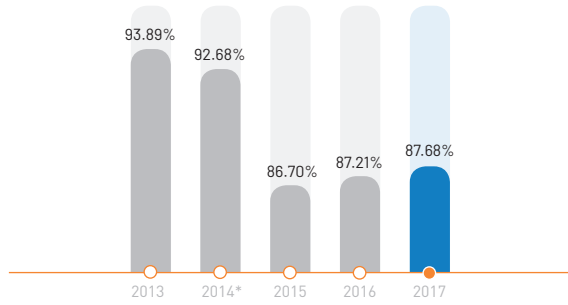
Liabilitas Jangka Panjang (Rp juta)
Non-Current Liabilities (Rp million)



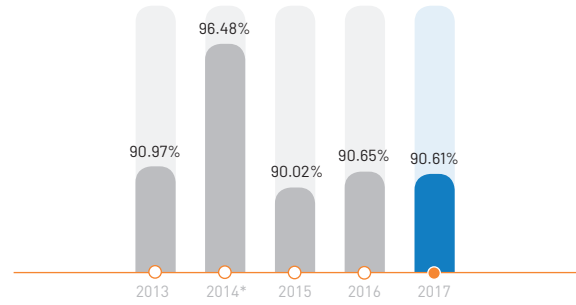
Total Ekuitas dan Liabilitas (Rp juta)
Total Equity and Liabilities (Rp million)



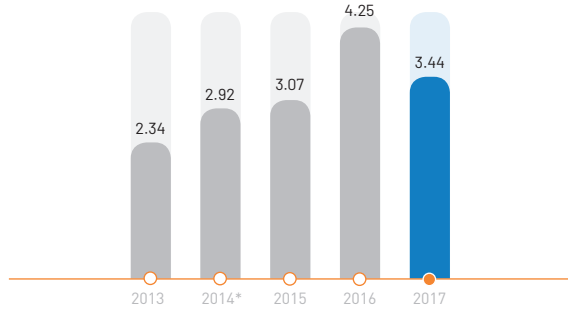
Rasio BPP
BPP Ratio



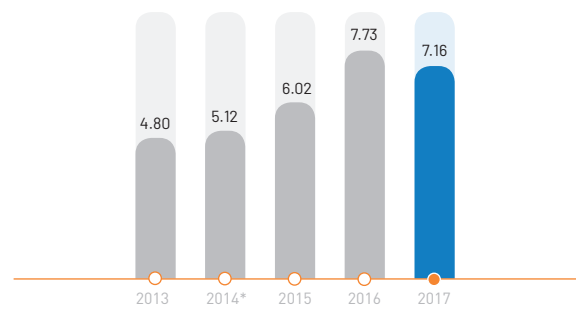
Rasio Operasi
Operation Ratio



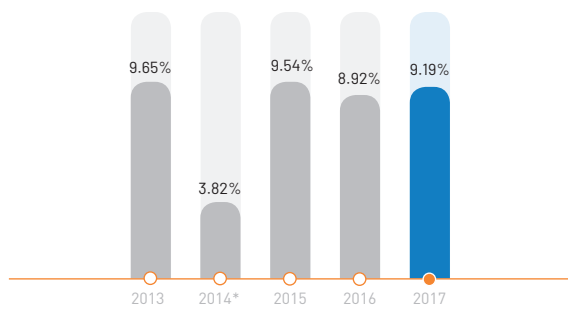
Rasio Kas (Kali)
Cash Ratio (times)



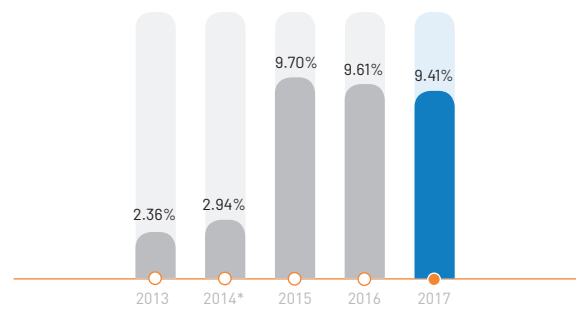
Rasio Lancar (Kali)
Current Ratio (times)



Margin EBITDA
EBITDA Margin

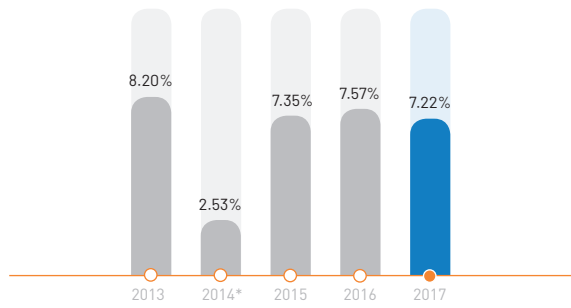


Margin Operasi
Operation Margin

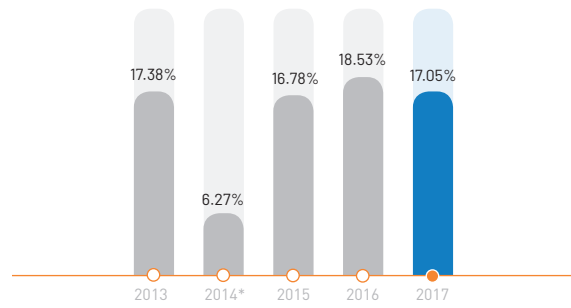


— IKHTISAR DATA KEUANGAN PENTING
Financial Highlights

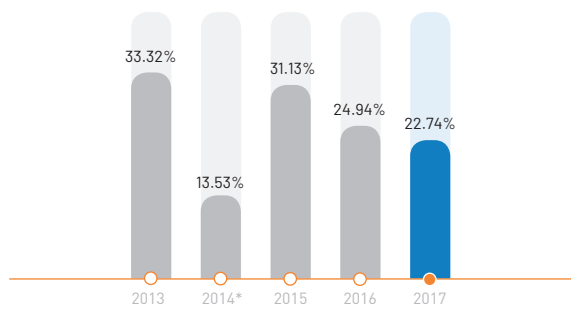
Margin Bersih
Net Margin



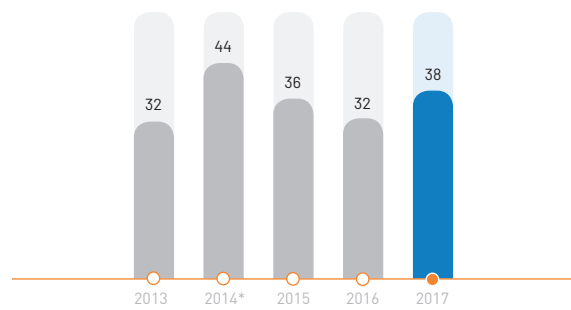
ROA
ROA



ROE
ROE



Umur Piutang (Hari)
Collection Period (Day)



IKTISAR PENCATATAN SAHAM Shares Listing Highlights

Sampai dengan 31 Desember 2017, HP belum pernah mencatatkan saham di Bursa Efek, sehingga tidak terdapat informasi terkait harga saham tertinggi, terendah dan penutupan, kronologis pencatatan saham, jenis tindakan perusahaan (corporate action), Perubahan jumlah saham dan Nama Bursa dimana saham dicatatkan.

As of December 31, 2017, HP has not listed its shares in any Stock Exchange, so there are no information concerning to the highest, lowest and closing shares prices, shares listing chronology, corporate action type, change in shares numbers and name of Stock exchange where the shares are listed.

IKTISAR EFEK LAINNYA Other Shares Highlights

Sampai dengan 31 Desember 2017, HP tidak menerbitkan efek lainnya, sehingga tidak terdapat informasi terkait kronologis pencatatan efek lainnya, jenis tindakan perusahaan (corporate action), Perubahan jumlah efek lainnya dan Nama Bursa dimana efek lainnya dicatatkan.

As of December 31, 2017, HP has not issued other shares, that there are no information concerning to other shares listing chronology, corporate action type, change in other shares numbers change and name of Stocks Exchange where other shares are listed.

